

LAUNCH DATE
06/2008

SYNAPTIC RISK PROFILE
8

YIELD
Historic Distribution Yield: 1.91%
Prospective Yield: 2.33%

ONGOING CHARGES FIGURE
0.72%

SEPTEMBER 2024

INVESTMENT OBJECTIVE

To provide capital growth on a total return basis.

STRATEGY RISK PROFILE AND SUITABILITY

The Portfolio seeks to achieve long term capital growth by investing in collectives that are primarily equity based and are invested across a range of geographical areas. The focus is on sectors, themes, regions and trends within the markets that offer the best long-term investment opportunity and returns.

The Portfolio is managed with a high-risk tolerance, focused on the long term, consequently contain a high degree of volatility. As a result, it is only suitable for investors with a long-term time horizon (10 years plus) and who have the ability to withstand large fluctuation in the value of their investments in the short to medium term. However, the high volatility is likely to be rewarded with the commensurate high return in the long run.

MANAGEMENT

The Portfolio is managed by Beckett Asset Management's team of investment professionals: Samantha Owen, Director of BAM, and Tony Yousefian, Portfolio Manager.

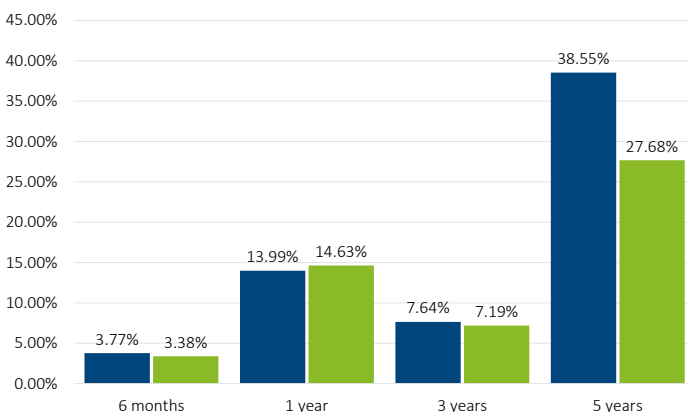
As well as deciding on asset allocation, the team also manages the underlying Blenheim range of funds. These are actively managed utilising a wide investment universe, in line with their investment objectives.

BENCHMARK

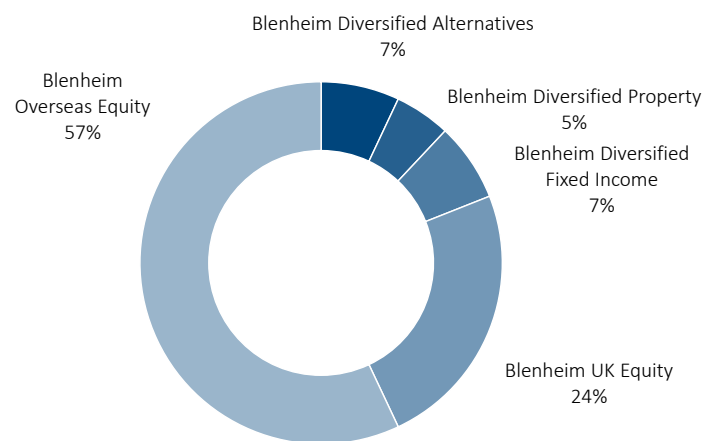
ARC Sterling Equity Risk Private Clients Index is a suitable benchmark. This index has a targeted volatility band of 80%-110% relative to World Equities.

PERFORMANCE

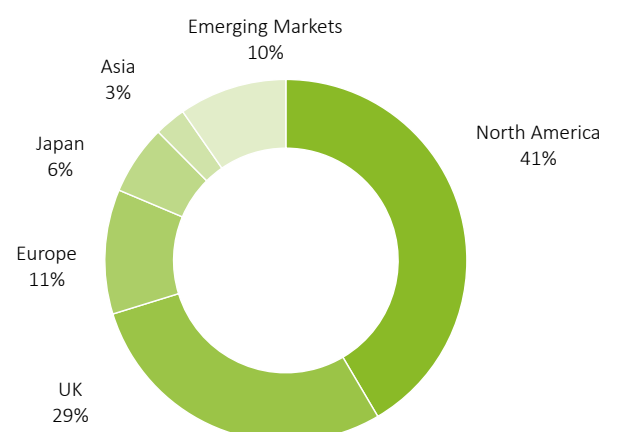
■ BAM Focused Growth Mixed Assets ■ Comparator Benchmark



PORTFOLIO CONSTITUENTS



REGIONAL SPLIT OF EQUITY EXPOSURE



MANAGER COMMENTARY

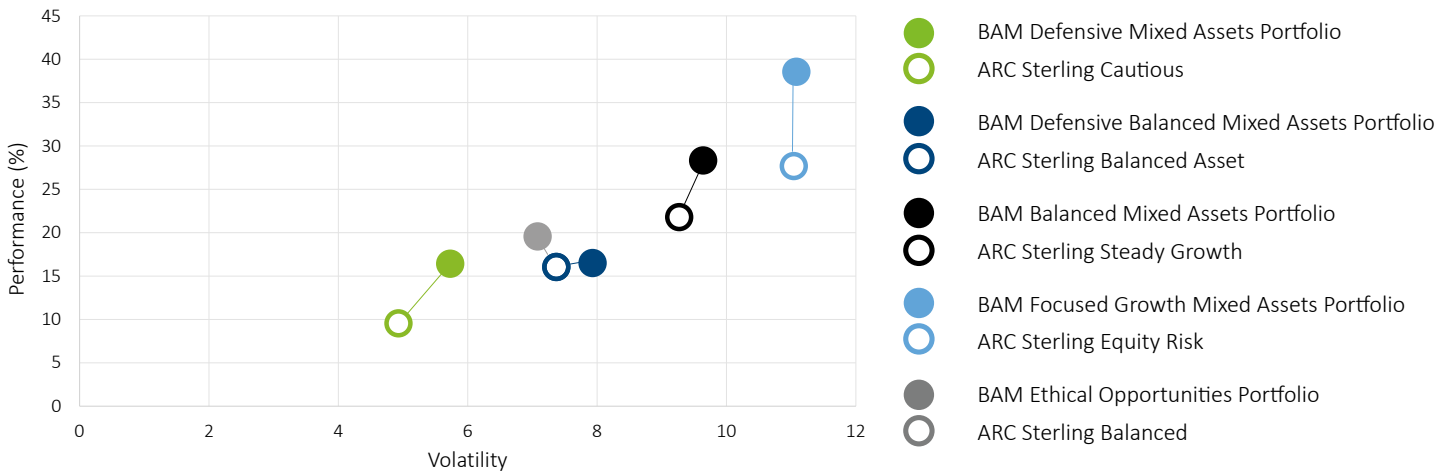
The model delivered a positive return in September and is having a strong year to date.

Although the UK equity exposure was a slight detractor to performance this month, it was more than offset by a strong performance from the Overseas equity exposure. Alternatives, Fixed Income and Property also provided positive contributions to performance.

In a dramatic shift, the Federal Reserve slashed interest rates by 50 basis points in September, bringing the federal funds rate down to a range of 4.75% to 5%. This marks the Fed's first rate cut after over a year of holding rates at their highest levels in two decades. The move was widely anticipated following softer inflation data and weaker than-expected job growth. Chair Jerome Powell stressed that this is not necessarily a precursor to a broader rate-cutting cycle but reflects a desire to support the labour market and moderate inflation. With the Fed signalling further cuts in 2025, the environment is becoming more favourable for credit and equity markets.

As we enter the final quarter of 2024, investors face an environment of mixed signals. On one hand, the Federal Reserve's rate cuts, plus China's stimulus package suggest monetary support will underpin growth. On the other hand, economic data across Europe and the U.S. remains soft, and geopolitical risks—ranging from U.S. election uncertainties to the ongoing Middle East conflict—loom large. With volatility here to stay, our focus remains on long-term resilience and flexibility in navigating the changing market landscape.

RETURN AND VOLATILITY - 5 YEARS TO 30/09/2024



IMPORTANT INFORMATION AND RISK WARNINGS

Charts' data source: FE Fundinfo.

As is the very nature of investing, there are inherent risks and the value of your investment will both rise and fall over time. Please do not assume that past performance will repeat itself and you must be comfortable in the knowledge that you may receive less than you originally invested. Changes in rates of exchange may have an adverse effect on the value, price or income of an investment. The opinions stated are those of Beckett Asset Management Ltd which is authorised and regulated by the Financial Conduct Authority.

BAM MPS performance figures take into account the ongoing charges of the underlying holdings but exclude adviser charges and platform fees. Inclusion of these will result in a lower return to the end investor, depending on the client agreement and the platform used. Prospective yield is not guaranteed and does not include deductions for expenses and tax. It is calculated using the holdings' expected distributions over the next 12 months (data as at 30/06/2024). Any variation in the actual amounts paid will impact the total yield. This impact could be positive or negative.

ARC PCI: Asset Risk Consultants (ARC) operate the Private Client Indices (PCI) across the risk spectrum as performance measurement and yardsticks for discretionary portfolio managers. This data includes platform fees and may be estimated and subject to revision.

AVAILABLE PLATFORMS



BECKETT
ASSET MANAGEMENT



Dettingen House, Dettingen Way, Bury St Edmunds, Suffolk, UK IP33 3TU
+44 (0)1284 754500
info@beckettinvest.com
<https://beckettinvest.com/bam>